

Flexor 5983

3U VPX Kintex UltraScale processor and FMC carrier

Capable of hosting FMC and FMC+ modules

- When combined with any of Mercury's Flexor FMCs to create a FlexorSet, it becomes a complete multichannel data conversion and processing subsystem
- Optional optical interface provides up to 12 duplex optical lanes on a VITA 66.4 connector



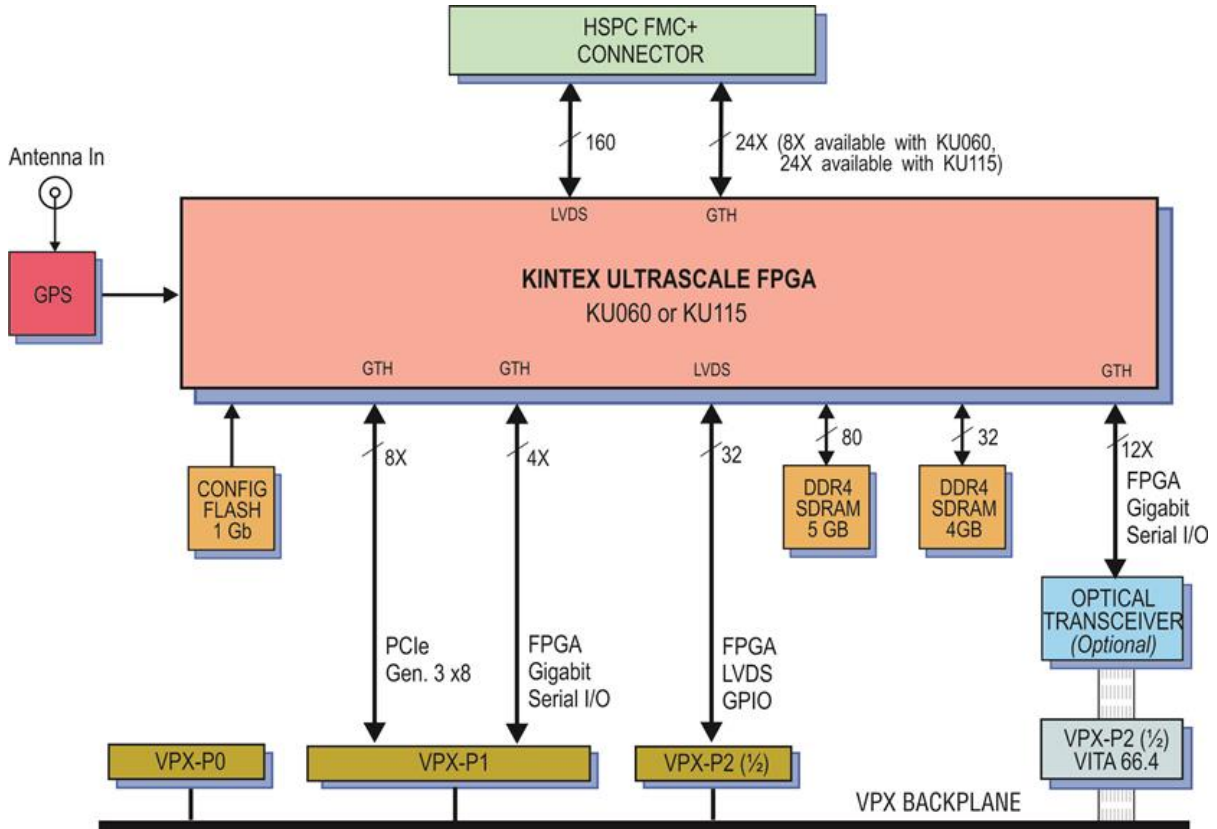
The Flexor® 5983 is a high-performance 3U OpenVPX board based on Xilinx Kintex UltraScale FPGA. As a stand-alone processor board, it provides an ideal development and deployment platform for demanding signal-processing applications.

The 5983 includes a VITA-57.4 FMC site providing access to a wide range of I/O options. When combined with any of Mercury's analog interface Flexor® FMCs to create a FlexorSet, it becomes a complete multichannel data conversion and processing subsystem suitable for connection to IF, HF or RF ports of a communications or radar system.

In addition to the Gen. 3 x8 PCIe interface, the 5983 architecture includes an optional built-in gigabit serial optical interface. Up to 12 high-speed duplex optical lanes are available on a VITA-66.4 connector. With the installation of a serial protocol in the FPGA, this interface enables a high-bandwidth connection between 5983s mounted in the same chassis or even over extended distances between them.

Note: There is a 5983A version of this product. See FlexorSet Models.

5983 BLOCK DIAGRAM



FEATURES

- VITA-57.4 HSPC FMC+ site offers access to a wide range of possible I/O
- Supports Xilinx Kintex UltraScale FPGA
- 9 GB of DDR4 SDRAM
- On-board GPS receiver
- PCI Express (Gen. 1, 2 and 3) interface up to x8
- User-configurable gigabit serial interface
- LVDS connections to the Kintex Ultrascale FPGA for custom I/O
- Optional optical Interface for backplane gigabit serial interboard communication
- Compatible with several VITA standards including: VITA-46, VITA-48, VITA 57.4, VITA-66.4 and VITA-65 (OpenVPX™ System Specification)
- Ruggedized and conduction-cooled versions available
- Navigator® BSP for software development
- Navigator® FDK for custom IP development
- Free lifetime applications support

BOARD ARCHITECTURE

Based on the proven design of Mercury's Jade® family of Kintex UltraScale products, the 5983 retains all the key features of that family. As a central foundation of the board architecture, the FPGA has access to all data and control paths of both the main board and the FMC, enabling factory-installed functions that include data multiplexing, channel selection, data packing, gating, triggering and memory control.

The architecture organizes the FPGA as a container for data-processing applications where each function exists as an intellectual property (IP) module. When integrated with one of Mercury's Flexor FMCs, the 5983 is delivered with factory-installed applications ideally matched to the board's analog or digital interfaces. These can include A/D acquisition and D/A waveform generation engines for simplifying data capture and playback.

Data tagging and metadata packet generation, in conjunction with powerful linked-list DMA engines, provide a streamlined interface for moving data on and off the board and identifying data packets with channel timing and sample-count information

IP modules for DDR4 SDRAM memories, controllers for all data clocking and synchronization functions, a test signal generator,

and a PCIe interface complete the factory-installed functions and enable the 5983 and its installed FMC to operate as a complete turnkey solution without the need to develop any FPGA IP.

EXTENDABLE IP DESIGN

For applications that require specialized functions, users can install their own custom IP for data processing. The Navigator FPGA Design Kits include the board's entire FPGA design as a block diagram that can be edited in Xilinx's Vivado tool suite. In addition, all source code and complete IP core documentation is included. Developers can integrate their own IP along with the Mercury factory-installed functions or use the Navigator kit to completely replace the Mercury IP with their own.

XILINX KINTEX ULTRASCALE FPGA

The 5983 can be optionally populated with one of two Kintex UltraScale FPGAs to match the specific requirements of the processing task. Supported FPGAs are KU060 or KU115. The KU115 features 5520 DSP48E2 slices and is ideal for modulation/demodulation, encoding/decoding, encryption/decryption, and channelization of the signals between transmission and reception. For applications not requiring large DSP resources or logic, the lower-cost KU060 can be installed.

Sixteen pairs of LVDS connections are optionally provided between the FPGA and the VPX P2 connector for custom I/O. For applications requiring custom gigabit links, a 4X connection is supported between the FPGA and the VPX P1 connector to support serial protocols.

The 5983 supports the VITA-66.4 standard, that provides up to 12 optical duplex lanes to the backplane. With the installation of a serial protocol, the VITA-66.4 interface enables gigabit backplane communications between boards independent of the PCIe interface.

GPS

An optional GPS receiver provides time and position information to the FPGA. This information can be used for precise data tagging.

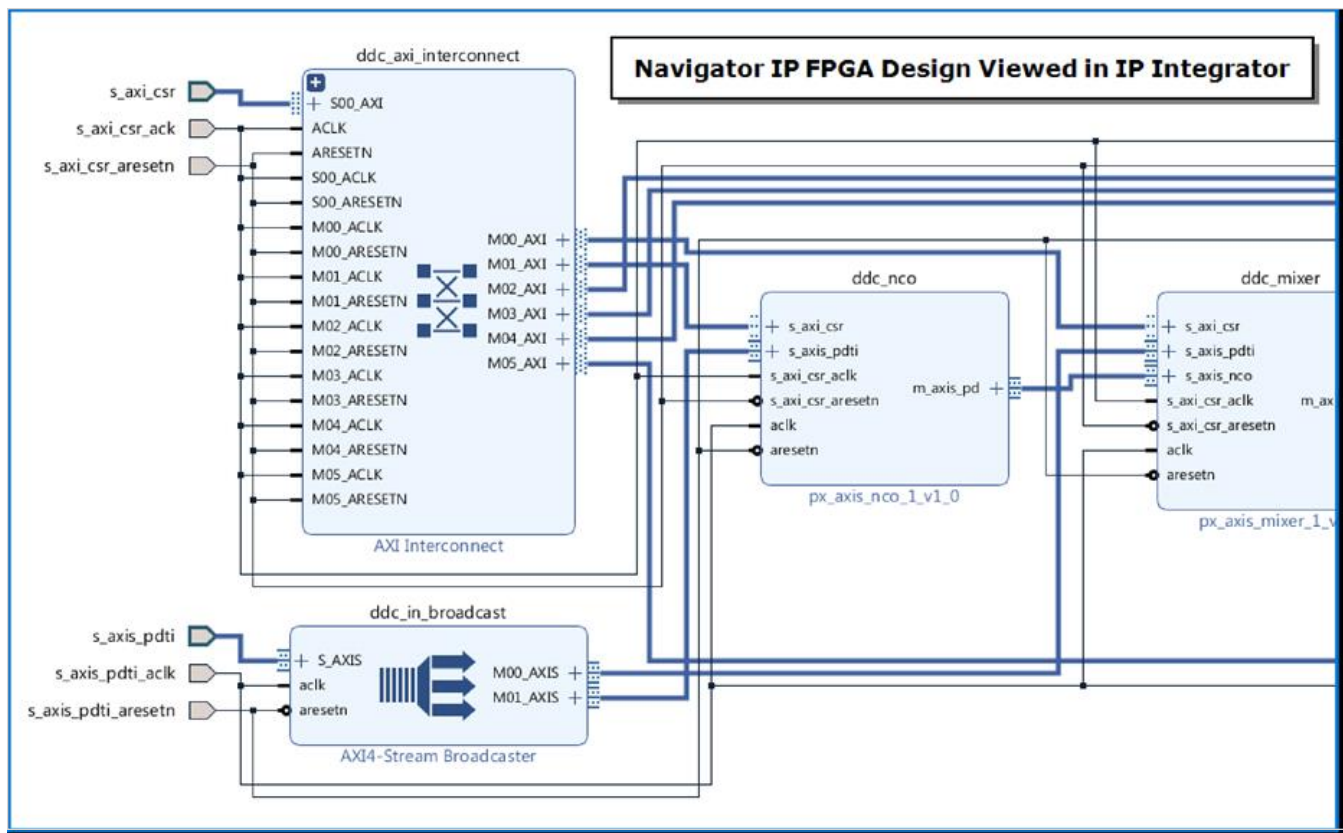
NAVIGATOR DESIGN SUITE

For applications that require specialized functions, the Navigator Design Suite allows customers to fully utilize the processing power of the FPGA. It includes an FPGA design kit for integrating custom IP into the factory-shipped design, and a board support package for creating host applications for control of all hardware and FPGA IP-based functions.

The Navigator FPGA Design Kit (FDK) for the Xilinx® Vivado® Design Suite includes the complete Vivado project folder for each Jade product with all design files for the factory-installed FPGA IP. Vivado’s IP Integrator is a graphical design entry tool that visually presents the complete block diagram of all IP blocks so the developer can access every component of the Jade design. Developers can quickly import, delete, and modify IP blocks and change interconnection paths using simple mouse operations.

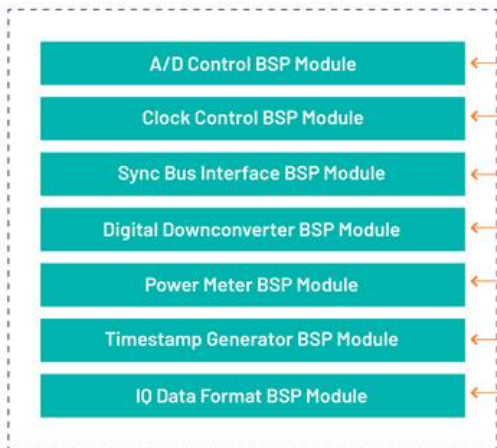
Navigator FDK includes an IP core library of more than 100 functions representing a wealth of resources for DSP, data formatting, timing, and streaming operations, all based on the powerful AXI4 standard. multilevel documentation for each IP core is a mouse click away, and fully consistent with Xilinx IP cores.

The **Navigator Board Support Package (BSP)** provides software support for Jade boards. It enables operational control of all hardware functions on the board and IP functions in the FPGA. The BSP structure is designed to complement the functions of the FDK by maintaining a one-to-one relationship between FDK and BSP components. For each IP block found in the FDK library, a matching software module can be found in the BSP. This organization simplifies the creation and editing of software to support new IP functions and modifications to existing IP cores.

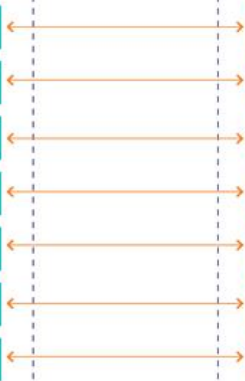
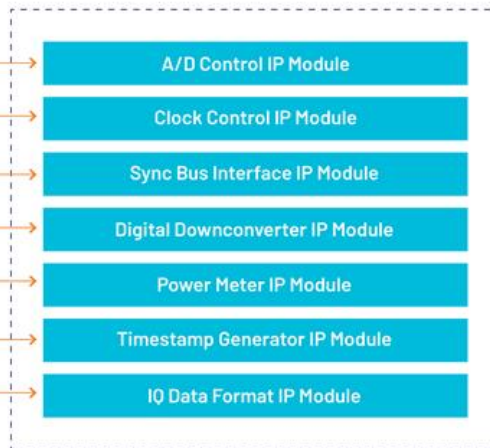


Navigator IP FPGA Design viewed in IP Integrator

NAVIGATOR BOARD SUPPORT PACKAGE

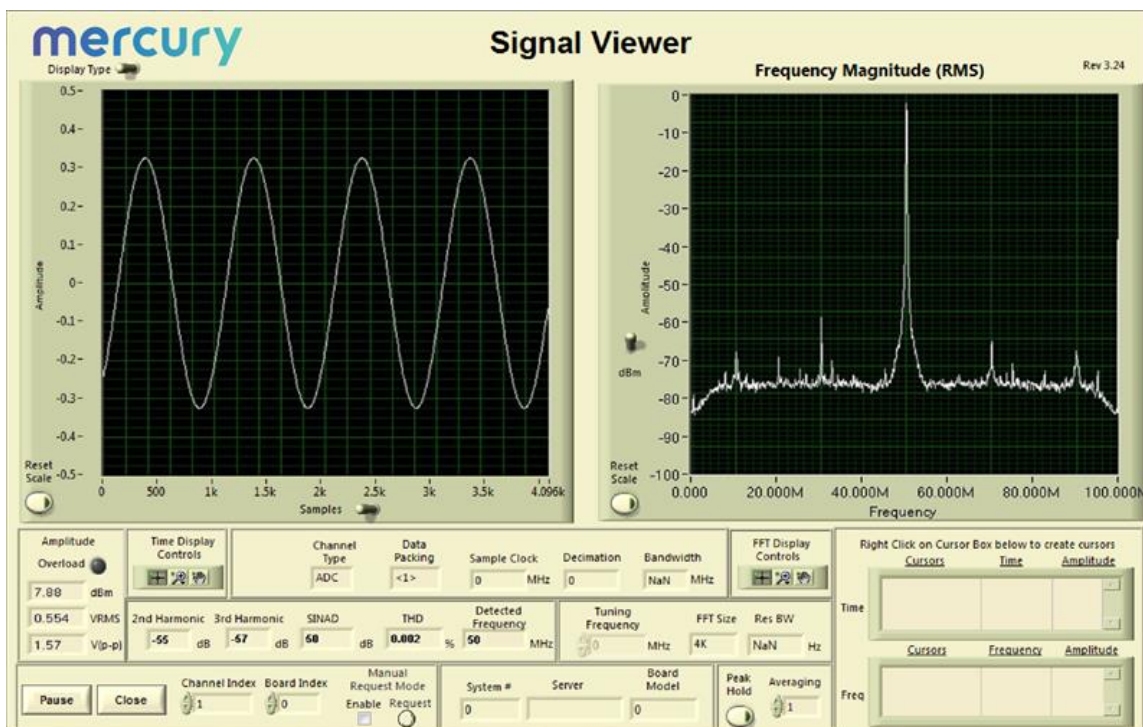


NAVIGATOR FPGA DESIGN KIT



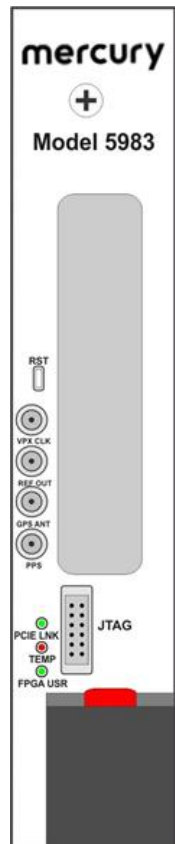
Because all Jade boards are shipped with a full suite of built-in IP functions and numerous software examples, new applications can be developed by building on the provided software examples or built entirely new with the BSP extensive libraries. All BSP libraries are provided as C-language source for full access and code transparency.

The Navigator BSP includes the **Signal Viewer**, a full-featured analysis tool, that displays data in time and frequency domains. Built-in measurement functions display 2nd and 3rd harmonics, THD (total harmonic distortion), and SINAD (signal to noise and distortion). Interactive cursors allow users to mark data points and instantly calculate amplitude and frequency of displayed signals. With the Signal Viewer users can install the Jade board and Navigator BSP and start viewing analog signals immediately.



FRONT PANEL CONNECTIONS

The 5983 3U VPX carrier front panel houses the front panel of the FMC installed on the carrier. The carrier front panel includes a reset button, two or four MMCX coaxial connectors, a JTAG connector, and three LED indicators



- **Reset Button:** The white reset button, labeled **RST**, provides a reset and safe reboot of the onboard GPS receiver (Option 180).
- **VPX Clock Connector:** The MMCX connector labeled **VPX CLK** provides output of the 100-MHz PCI clock from the VPX P0 connector (see VPX P0 Utility Connector).
- **10 MHz Reference Connector:** With Option 180, the MMCX connector labeled **REF OUT** provides output of the 10-MHz PCI clock from the onboard GPS receiver.
- **GPS Antenna Connector:** With Option 180, the front panel has one MMCX connector, labeled **GPS ANT**, for input of an antenna RF signal for the onboard GPS receiver. The antenna input signal has a sensitivity of +2 dBm to -167 dBm into 50W input impedance.
- **PPS Connector:** The MMCX connector labeled **PPS** provides output of a PPS signal that can be derived from the onboard GPS receiver (Option 180).

- **PCIE Link LED:** The green **PCIE LNK** LED illuminates when a valid PCIe link has been established over the VPX interface.
- **JTAG Connector:** The carrier front panel provides a 12-pin JTAG connector to download programs and to perform boundary-scan tests on the devices.
- **Over Temperature LED:** The red **TEMP** LED illuminates when an over-temperature or over-voltage condition is indicated by the temperature/voltage sensors.
- **User LED:** The yellow **FPGA USR** LED is available for user applications.

Note: If your 5983 is ordered with Option 763 for mounting in a conduction-cooled VPX chassis, it will have a conduction-cooled VPX Carrier Front Panel.

SPECIFICATIONS

I/O Module Interface

VITA-57.4, High Serial Pin-Count FMC site

Field Programmable Gate Array

- Standard: Xilinx Kintex UltraScale XCKU060-2
- Optional: Xilinx Kintex UltraScale XCKU115-2

Custom FPGA I/O

Serial : 4X gigabit links between the FPGA and the VPX P1 connector to support serial protocols.

Parallel: 16 pairs of LVDS connections between the FPGA and the VPX P2 connector for custom I/O

- Optical (Option -110): VITA-66.4, 12X duplex lanes

Memory

Type: DDR4 SDRAM

Size: Two banks, one 4 GB and one 5 GB

Speed: 1200 MHz (2400 MHz DDR)

PCI-Express Interface

PCI Express Bus: Gen. 1, 2 or 3: x4 or x8

Environmental

Standard: L0 (air-cooled)

- Operating Temp: 0° to 50° C
- Storage Temp: -20° to 90° C
- Relative Humidity: 0 to 95%, non-condensing

Option -702: L2 (air-cooled)

- Operating Temp: -20° to 65° C
- Storage Temp: -40° to 100° C
- Relative Humidity: 0 to 95%, non-condensing

Option -763: L3 (conduction-cooled)

- Operating Temp: -40° to 70° C
- Storage Temp: -50° to 100° C
- Relative Humidity: 0 to 95%, noncondensing

Physical

Dimensions:

- Depth: 100 mm (3.937 in)
- Height: 170.6 mm (6.717 in)

FLEXORSET MODELS

This chart shows all available FlexorSets. Click on model numbers for more information.

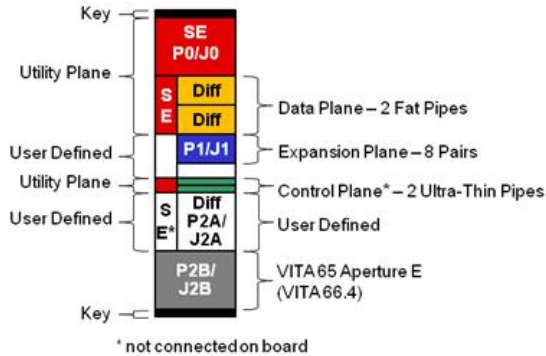
Form Factor	Software/FPGA Tools	Carrier Model	FMC Model	FlexorSet Model	Description			
3U VPX	Virtex-7 ReadyFlow BSP GateFlow FDK Vivado	5973	3312	5973-312	4-Channel 250 MHz A/D & 2-Channel 800 MHz D/A			
				5973-313	4-Channel 250 MHz A/D & 2-Channel 800 MHz D/A with 4 multiband DDCs & interpolation filters			
			3316	5973-316	8-Channel 250 MHz 16-bit A/D			
				5973-317	8-Channel 250 MHz 16-bit A/D with 8 multiband DDCs			
			3320	5973-320	2-Channel 3 GHz A/D & 2-Channel 2.8 GHz D/A			
			3324	5973-324	4-Channel 500 MHz A/D & 4-Channel 2 GHz D/A			
	KintexUltraScale Navigator BSP Navigator FDK Vivado	5983*	3312	5983-313*	4-Channel 250 MHz A/D & 2-Channel 800 MHz D/A with 4 multiband DDCs & interpolation filters			
				5983-317*	8-Channel 250 MHz 16-bit A/D with 8 multiband DDCs			
			3320	5983-320*	2-Channel 3 GHz A/D & 2-Channel 2.8 GHz D/A			
			3324	5983-324*	4-Channel 500 MHz A/D & 4-Channel 2 GHz D/A			
			PCIe	Virtex-7 ReadyFlow BSP GateFlow FDK Vivado	7070	3312	7070-312	4-Channel 250 MHz A/D & 2-Channel 800 MHz D/A
							7070-313	4-Channel 250 MHz A/D & 2-Channel 800 MHz D/A with 4 multiband DDCs & interpolation filters
3316	7070-316	8-Channel 250 MHz 16-bit A/D						
	7070-317	8-Channel 250 MHz 16-bit A/D with 8 multiband DDCs						
3320	7070-320	2-Channel 3 GHz A/D & 2-Channel 2.8 GHz D/A						
3324	7070-324	4-Channel 500 MHz A/D & 4-Channel 2 GHz D/A						

*There is a 5983A version of this product. For differences, see below.

Model 5983	Model 5983A
Flash Memory - 1 Gbit of FLASH Memory	Flash Memory -2 Gbit of BPI FLASH Memory
<p>Optical I/O (Option 110) - VITA 66.4 - Up to 12 duplex optical lanes are available on a VITA 66.4 connector.</p> <p>With the installation of a serial protocol, the VITA 66.4 interface enables a high-bandwidth connection between 5983s mounted in the same chassis or over extended distances.</p>	<p>Optical I/O (Option 110) - VITA 67.3D - Provides 12 duplex lanes @ 10 Gb/sec through the lower half of VPX P2 (VPX P2B).</p> <p>With the installation of a serial protocol, the VITA 67.3D interface enables gigabit communications between boards and chassis, independent of the PCIe interface.</p>
	<p>Custom Analog I/O (Option 113) - VITA 67.3 - VITA 67.3 provides 10 coax connections through the lower half of VPX P2.</p>

OpenVPX Compatibility:

The Model 5983 is compatible with the following module profile, as defined by the VITA 65 Open-VPX Specification: SLT3-PAY-2F1F2U1E-14.6.6-1



DEVELOPMENT SYSTEMS

Mercury offers development systems for Flexor products. They come with all pre-tested software and hardware ready for immediate operation. These systems are intended to save engineers and system integrators the time and expense associated with building and testing a development system that ensures optimum performance of Flexor boards. Please contact Mercury to configure a system that matches your requirements.

ORDERING INFORMATION

Model	Description
5983	3U OpenVPX Virtex-7 Processor and FMC Carrier

Options:

-073	XC7VX330T-2 FPGA
-076	XC7VX690T-2 FPGA
-702	Air-cooled, Level 2
-763	Conduction-cooled, Level 3

Contact Mercury for compatible option combinations and complete specifications of rugged and conduction-cooled versions. Options may change, so be sure to contact Mercury for the latest information.

LIFETIME SUPPORT FOR FLEXOR PRODUCTS

Mercury offers worldwide customers shorter development time, reliable, rugged solutions for a variety of environments, reduced costs, and mature software development tools. We offer free lifetime support from our engineering staff, which customers can depend on through phone and email, as well as software updates. Take advantage of our 40 years of experience in delivering high-performance radar, communications, SIGINT, EW, and data acquisition MIL-Aero solutions worldwide.



Corporate Headquarters

50 Minuteman Road
Andover, MA 01810 USA
+1 978.967.1401 tel
+1 866.627.6951 tel
+1 978.256.3599 fax

International Headquarters

Mercury International

Avenue Eugène-Lance, 38
PO Box 584
CH-1212 Grand-Lancy 1
Geneva, Switzerland
+41 22 884 5100 tel

Learn more

Visit: mrcy.com/go/MP5983

For technical details, contact:
mrcy.com/CF5983



The Mercury Systems logo and the following are trademarks or registered trademarks of Mercury Systems, Inc.: Mercury Systems, Innovation That Matters, Flexor, FlexorSet, and Jade. Other marks used herein may be trademarks or registered trademarks of their respective holders. Mercury believes this information is accurate as of its publication date and is not responsible for any inadvertent errors. The information contained herein is subject to change without notice.

